




---

# Animal Architects

Amazing Animal Builders

---



Los Angeles Zoo  
Summer 2020  
3rd-5th Grade

# A Note to Parents & Guardians

Zoo Camp is one of our favorite times of the year. We love getting to know our campers as we investigate animals, go on adventures, and - maybe most of all - have sing-alongs at the end of the day. We're privileged to act as mentors in exploring nature for the children in our care.

This summer is a little different, but kids still need animals, adventures, and mentors to inspire them. We're pleased to share ZooCamplettes: four fun activity packs that each explore a different Zoo theme. All of us can be nature mentors, and we hope you use them as inspiration for your own adventures this summer. Just don't forget to join us for a sing-along at the end of the day.

**Thank you!**

## Supply List:

### Design Your Own Burrow

- Paper
- Pencil, pen, or markers

### Build A Fort

- Blankets
- Pillows
- Chair
- A comfy spot

### Build A Nest

- Sticks, leaves, grass, etc.
- Clay, salt dough (optional)

### DIY Terrarium

- 2L Bottle or shoebox
- Plant clippings
- Plastic Animal
- Assorted Craft Supplies



# Welcome to Animal Architects!

An **architect** is someone who plans, designs, and builds new spaces. The animal world is full of talented architects! These animal architects dig, weave, spin, and build unique structures to help them survive in the wild.

Together we are going to explore

**HOW? & WHY?**

they do it?

Before we get started, can you answer these questions?


**WHO** is an animal architect? Can you think of any?

**WHY** do you think they build?

**WHAT** are some things animals build?

Let's get started!

[Click here to learn about Animal Architects!](#)



# Burrows

A burrow is a hole or tunnel in the ground made by an animal.

## Why are burrows important?

- 1 A safe place to live
- 2 Provides protection from predators & extreme weather
- 3 A safe place to raise young
- 4 A place to store food

Many animals don't dig their own burrows. Instead they move into burrows made by other animals!



[Click here to see how many animals share one burrow!](#)




## Meerkats

Meerkats are native to the scorching deserts of Africa. Burrows help meerkats escape the from the heat and they provide a safe place to hide from predators. When the lookout meerkat, called the **sentinel**, sounds the alarm, they all run and take cover underground!


[Click here to peek inside a meerkat burrow!](#)

## Tarantulas

You may be surprised by the variety of animals that burrow. Unlike other spiders, some tarantulas live in underground burrows.



[Click here to watch a tarantula work on its burrow](#)



Scientists in Australia have discovered a **110 million year old** dinosaur burrow!

## Discussion: How do they do it?

Burrowing animals have special adaptations that help them dig. What do you think they are?  
Did you notice any in the videos?

# Burrows

There's more to them than meets the eye.

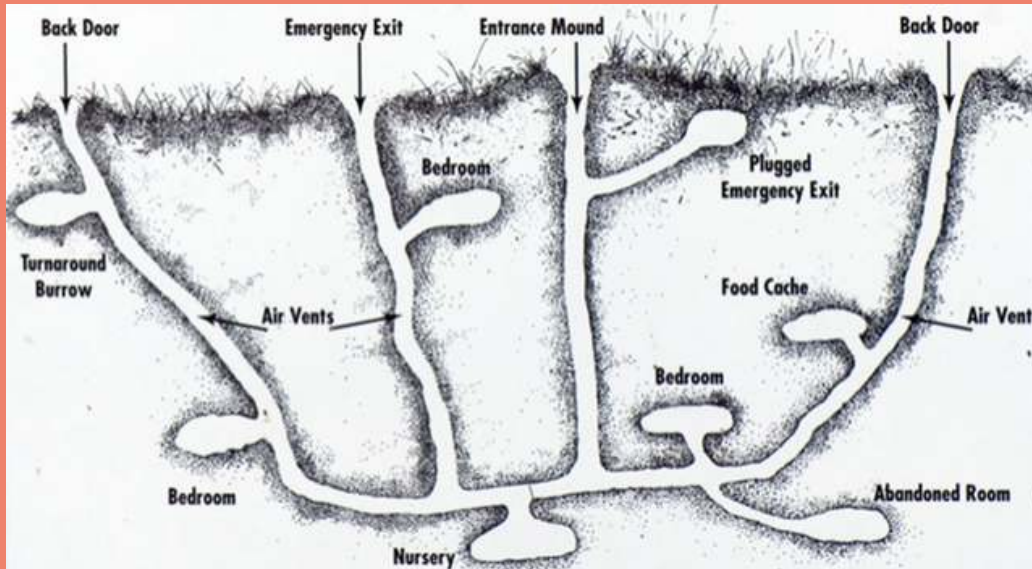
## Prairie Dogs

Prairie dog burrows are called **towns**. From above ground, their towns may only look like a few mounds of dirt but if you dig a little deeper, you'll be amazed! Their burrows have bedrooms, nurseries, air vents, emergency exits, and even toilets! Prairie dog burrows also provide shelter for other burrowing animals like snakes, owls, and black-footed ferrets.

### Meet the Experts




[Click here to watch video](#)



## Design your own burrow!

Now it's your turn to be the architect. On a piece of paper, draw your own underground community. How many rooms will you have? How will you outsmart a predator? What special features will you add to make your town unique?



Parental Involvement: Low





# Nests

A nest is a structure that an animal uses as a place to safely raise its young.

## Discussion:

Here are 5 different types of bird nests. Examine the nests and surrounding area carefully. What do you notice about each nest? Why do you think the nests all look so different? What are the advantages and disadvantages of each nest?



Watch these videos to learn about how & why birds build such unique nests.

[Click here to see different types of nests](#)



[Click here to watch a hummingbird build a nest](#)



## Build A Nest

Gather sticks, leaves, flowers, clay, mud, or whatever else you'd like to use and start building. What kind of nest will you build?



→ Parental Involvement: Medium

# Nests

Birds aren't the only ones!

Many animals build nests including insects, alligators, lizards, turtles, snakes, raccoons, squirrels, rodents, and so many more!

## American Alligators

Female alligators are excellent nest builders. They use mud, plants, sticks, and grass to build a nest that can be up to 10ft wide! She uses the nest to help incubate her eggs. Did you know the sex of the babies is determined by the temperature of the nest? Warm temperatures produce all female babies while cooler temperatures produce all males!



[Click here to see an alligator nest](#)



[Click here to watch a chimp build a nest](#)



## Chimpanzees

Great apes including **chimpanzees**, gorillas, orangutans, and bonobos build nests for sleeping. They build a new nest every day using the sturdiest and the most comfortable leaves and branches they can find. One chimp can build up to 19,000 nests in a lifetime!

Now it's your turn!

## Build a Fort

Gather your blankets and pillows and find the perfect spot to build your own fort!



 **Parental Involvement: Medium**



# Hives, Webs, & Cocoons

Some of nature's smallest animals are the best architects!



## Bee Hives

One of nature's most efficient builders is the honey bee. Bees work tirelessly on their hives because it's where they store food, raise their young, rest, and find protection. Honey bees have figured out that the hexagon shape provides the most space while using the least amount of wax!

[Click here to learn more about hives.](#)



## Spider Webs

Webs are structures built by spiders to help them catch food. They can also be used for communication. Spiders have a special organ on their abdomen called a spinneret which produces their silk. Spider silk is stronger than steel!

[Click here to see how a web is built.](#)



Moth cocoon

Butterfly chrysalis

## Cocoons & Chrysalises

Caterpillars need to go through metamorphosis before they can become a moth or butterfly. Cocoons and chrysalises provide warmth and protection while they are transforming.

[Click here to watch a caterpillar turn into a chrysalis](#)





Now that you've had the chance to see some amazing animal architects in action, can you answer these questions?

## HOW?

do they do it?

What adaptations\* do animal architects have?

What materials do they use?

\*An adaptation is a behavior or body part that helps an animal survive.

## WHY?

do they do it?

Identify a structure that provides shelter?

Where do animals store their food?

## Scavenger Hunt

Keep your eyes peeled the next time you take a walk around your neighborhood. Can you find something that was the work of an animal architect?



## DIY Terrarium

Now it's your turn to be the architect! Build your own animal habitat using a shoebox or soda bottle. What kind of habitat will you construct?

→ Parental Involvement: Medium



Crafting a Green World  
the home for your family's craft!

# Camp Rally



[Click here](#)  
[for Camp](#)  
[Rally!](#)



**Thank you for joining us!**  
**We hope to see you again soon!**