

# The Cloud Artist

Halito!

There are around thirty pages of follow-up activities to do following a reading of this book. You can mix or match one page activities (front and back) or make a booklet of various activities.

Hopefully you find these helpful for regular classroom instruction or emergency plans for a substitute.

Activities are focused on plot, parts of a story, multiple choice test prep practice, summarizing, creative writing, title page (various grade levels to prep for writing future works cited) and more.

As teacher/librarian friends use these activities in the classroom, they may be updated/tweaked to make them better.

If you have any questions, email me!


Yakoke!


Sherri

Name: \_\_\_\_\_

## The Cloud Artist

Cut out the pictures on the other paper and glue them in plot order below.





Name: \_\_\_\_\_

# The Cloud Artist

Draw a line from the word to the picture that best describes that word.

**Setting**



**Characters**



**Plot**



Write a summarizing sentence about what this story was about.







---

---





Name: \_\_\_\_\_

# The Cloud Artist

Circle the genre:    Biography    Fantasy    Nonfiction    Historical Fiction  
Cut out the pictures on the other page. Glue the pictures in plot order.



Cut out these pictures and put them in plot order on the other page.



Name: \_\_\_\_\_

# The Cloud Artist

Cut out the pictures on the other page. Glue the story in plot order and describe what was happening in the story.

Circle the genre:      Biography      Fantasy  
                                 Nonfiction      Historical Fiction

Beginning  
1




Middle  
2

Middle  
3

End  
4



Cut out these illustrations and glue them in the correct place on the other page.



Name: \_\_\_\_\_

# The Cloud Artist

Write the word from the word bank under the picture that best matches its meaning.

Characters	Plot	Setting	Choice
			
			

Write a summarizing sentence about what this story was about.

---

---

---

Name: \_\_\_\_\_

# The Cloud Artist

Read the question and then choose one answer.

1. Who is the main character?
  - ☐ Alice
  - ☐ Allen
  - ☐ William
  - ☐ Leona
2. What was the main setting of the story?
  - ☐ today in a town
  - ☐ today in the country
  - ☐ years ago in a town
  - ☐ years ago in the country
3. What was the plot of the story?
  - ☐ A woman wishes for a child.
  - ☐ A girl learns she has a special gift.
  - ☐ A girl grows up in the country.
  - ☐ An old woman looks back on her life.
4. What was the purpose of this story?
  - ☐ Persuade
  - ☐ Inform
  - ☐ Entertain
5. What was the genre of this story?
  - ☐ Biography
  - ☐ Historical Fiction
  - ☐ Fantasy
  - ☐ Nonfiction



Name: \_\_\_\_\_

# The Cloud Artist

Write a summary of this story. Include a description of the choice Leona made.

---

---

---

---

---

---

---

---

---

---

Do you think she made the right choice? YES or NO  
Describe why?

---

---

---

---

---

Name: \_\_\_\_\_

# The Cloud Artist

Who is the main character? \_\_\_\_\_

Write a summary of the plot introduction?

---

---

---

What is a problem or main conflict?

---

---

---

---

How is that problem/conflict resolved?

---

---

---

Describe the story's conclusion.

---

---

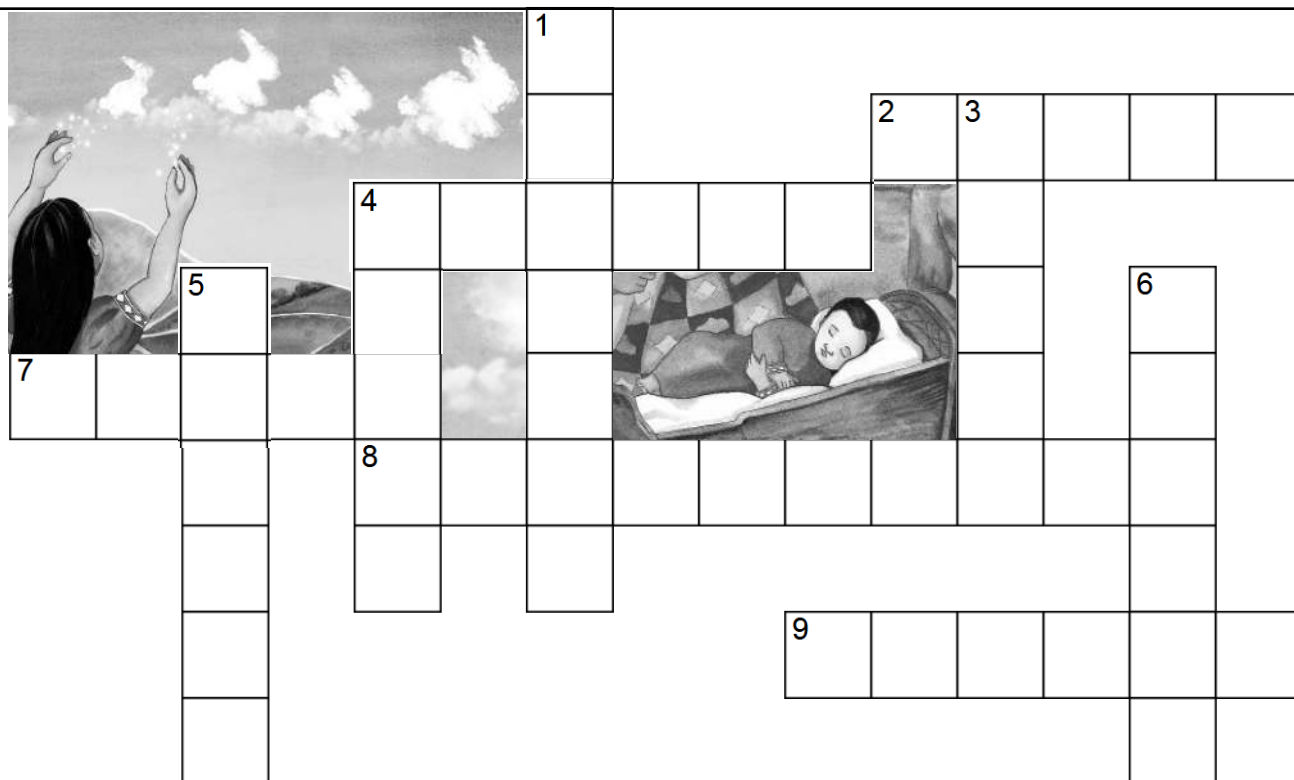
---

Name: \_\_\_\_\_

# The Cloud Artist

By Sherri Maret Illustrated by Merisha Sequoia Clark

Use the clues below to complete the puzzle.



## ACROSS

- 2 The author's last name is \_\_\_\_\_.
- 4 What was used as paint?
- 7 Who is the main character?
- 8 The publisher is \_\_\_\_\_ Press.
- 9 Alice was a \_\_\_\_\_ weaver.

## DOWN

- 1 What Native American tribe does Leona belong to?
- 3 Who did Leona meet at the dance?
- 4 The illustrator's last name is \_\_\_\_\_.
- 5 Leona got a silver \_\_\_\_\_ to paint at a show.
- 6 William was a wood \_\_\_\_\_.

*Puzzle made at [puzzle-maker.com](http://puzzle-maker.com) with permission.*

Name: \_\_\_\_\_

# The Cloud Artist

## Inference-The story begins:

*My Choctaw grandmother told me this story when I was about knee-high. She told it to me many, many times.*

Who is telling the story? A Boy? Girl? Man? Woman? Is a cloud artist telling the story? Who is the audience? Explain your choices.

This image shows a blank sheet of white paper with horizontal ruling lines. The lines are evenly spaced and run across the width of the page. There are no margins, text, or other markings on the paper.

Name: \_\_\_\_\_

# The Cloud Artist


If you could paint with the clouds, what would you draw in the sky? What would you do with this gift?

Write a story about it. Illustrate it!

This image shows a full page of handwriting practice paper. It contains ten identical sets of horizontal guidelines arranged vertically. Each set is composed of three lines: a solid black line at the top, a dashed black line in the middle, and another solid black line at the bottom. These lines provide a structured space for practicing letter formation and alignment. The background is white, and there are no other markings or text on the page.




Illustrate one scene from your story.



Handwriting practice lines consisting of solid top and bottom lines with a dashed middle line. The page contains 10 sets of these three-line guides for writing practice.

Name: \_\_\_\_\_

## The Cloud Artist




If you were a cloud artist, what would you paint with the clouds?

Name: \_\_\_\_\_

## The Cloud Artist

What was this story about? Draw a favorite scene from the story.



-----

\_\_\_\_\_

-----

\_\_\_\_\_

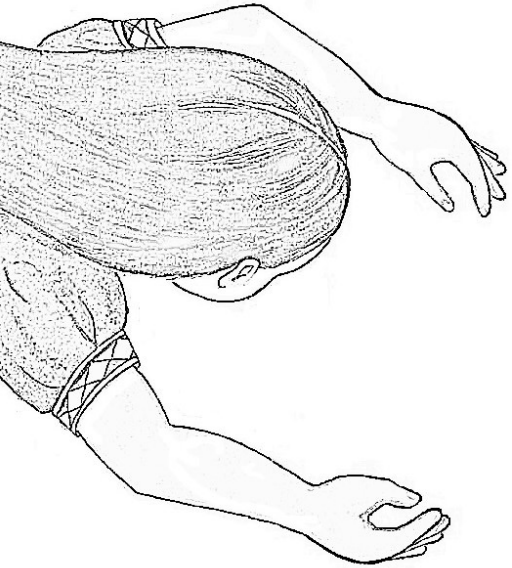
-----

\_\_\_\_\_

Name: \_\_\_\_\_

**The Cloud Artist**

**Circle the genre (pick one):      Fiction      Nonfiction**



## The Cloud Artist

Handy instructions for “Get students up and moving to cooperatively sequence a plot” activity.

There are five panels. Each cooperative group will have five panels in their plot so some groups will need a generic “teacher” sheet added to the mix. Here is the formula.

If you have 10, 15, 20, 25, or 30 students, STOP reading!

If you have 18 students, you will need 2 copies of a middle illustration with “teacher” written in the summary.

If you have 19 students, you will need 1 copy of middle illustration etc.

If you have 21 students, you will need 4 copies of one middle illustration or 2 copies of two different middle illustrations.

If you have 22 students, you will need 3 copies of one middle illustration.


If you have 23 students, you will need 2 copies of one middle illustration.

If you have 24 students, you will need 1 copy of any middle illustration.

Name: \_\_\_\_\_

## The Cloud Artist

This is one scene. Write what is happening first and then find the four other scenes that complete the story. Glue or tape them in plot order.



-----

\_\_\_\_\_

-----

\_\_\_\_\_

-----

Name: \_\_\_\_\_

## The Cloud Artist

This is one scene. Write what is happening first and then find the four other scenes that complete the story. Glue or tape them in plot order.



-----

-----

-----

-----

-----



Name: \_\_\_\_\_

## The Cloud Artist

This is one scene. Write what is happening first and then find the four other scenes that complete the story. Glue or tape them in plot order.



---

---

---

---

---

---

---

---

Name: \_\_\_\_\_

## The Cloud Artist

This is one scene. Write what is happening first and then find the four other scenes that complete the story. Glue or tape them in plot order.



---

---

---

---

---

---

---

---

Name: \_\_\_\_\_

## The Cloud Artist

This is one scene. Write what is happening first and then find the four other scenes that complete the story. Glue or tape them in plot order.



-----

\_\_\_\_\_


-----

\_\_\_\_\_

-----

Name: \_\_\_\_\_

Draw a line from the word to its match on the book cover.



Title

Author

Illustrator

Circle one: This book is:

FICTION

NONFICTION

Name: \_\_\_\_\_

Draw a line from the word to its match on the title page.

Title

Author

Illustrator

# The Cloud Artist



Story by Sherri Maret


Illustrations by Merisha Sequoia Clark

THE ROADRUNNER PRESS  
OKLAHOMA CITY, OKLAHOMA

Circle one: This book is:      FICTION      NONFICTION

Name: \_\_\_\_\_

Draw a line from the word to its match on the title page.

Title	The Cloud Artist
Author	
Illustrator	Story by Sherri Maret
Publisher	Illustrations by Merisha Sequoia Clark
Place	THE ROADRUNNER PRESS OKLAHOMA CITY, OKLAHOMA

Circle one: This book is:      FICTION      NONFICTION

Name: \_\_\_\_\_

## TITLE PAGE

# The Cloud Artist



Story by Sherri Maret

Illustrations by Merisha Sequoia Clark

THE ROADRUNNER PRESS  
OKLAHOMA CITY, OKLAHOMA

1. What is the title?

\_\_\_\_\_

2. Who is the author?

\_\_\_\_\_

3. Who is the illustrator?

\_\_\_\_\_



Name: \_\_\_\_\_

1. What is the title?

\_\_\_\_\_

2. Who is the author?

\_\_\_\_\_

3. Who is the illustrator?

\_\_\_\_\_

4. What is the name of the publisher?

\_\_\_\_\_

5. What city is the publisher located in?

\_\_\_\_\_

6. What is the copyright date?

\_\_\_\_\_

## TITLE PAGE

# The Cloud Artist



Story by Sherri Maret

Illustrations by Merisha Sequoia Clark

THE ROADRUNNER PRESS  
OKLAHOMA CITY, OKLAHOMA



Name: \_\_\_\_\_

Use the page showing the title page and its reverse side to answer the following questions.

1. What is the title? \_\_\_\_\_

2. Who is the author? \_\_\_\_\_

3. Who is the illustrator? \_\_\_\_\_

4. What is the name of the publisher? \_\_\_\_\_

5. What city is the publisher located in? \_\_\_\_\_

6. What is the copyright date? \_\_\_\_\_

7. Who is the translator? \_\_\_\_\_

Do not write on this page. **THANK YOU!**

# The Cloud Artist



Story by Sherri Maret

Illustrations by Merisha Sequoia Clark

THE ROADRUNNER PRESS  
OKLAHOMA CITY, OKLAHOMA



From Sherri . . .

For my Choctaw family both past and present

From Merisha . . .

To my Grandmother Mojji who looked to the clouds for inspiration  
and my mother for always supporting my dreams

The RoadRunner Press  
Oklahoma City, Oklahoma

Copyright © 2017 The RoadRunner Press  
Text copyright © 2017 Sherri Maret  
Illustration copyright © 2017 Merisha Sequoia Clark

Choctaw translation by Dora Wickson, translation specialist of the Choctaw Nation,  
with assistance from the Choctaw Nation of Oklahoma Language Department

All rights reserved.

Printed in the USA.

First Edition published November 2017.

Catalog-in-Publication Data is on file at OCLC and SkyRiver and viewable at [www.WorldCat.org](http://www.WorldCat.org).

ISBN: 978-1-937054-74-8

LCCN: 2017953495

10 9 8 7 6 5 4 3 2 1